

2011–2013
**Community Health
Needs Assessment**



 Advocate
Eureka Hospital

Inspiring medicine. Changing lives.

Thank you for taking time to read Advocate Eureka Hospital's Community Health Needs Assessment. Meeting the health needs of the patients, families and communities we are privileged to serve is at the core of our mission.

In order to best serve our community, we must first determine potential gaps or barriers to healthcare access and availability. Our approach to identifying improvement opportunities is through a comprehensive Community Health Needs Assessment. The assessment process, performed every three years, collects key community data to strategically guide our efforts to deliver healthcare services to the people and communities where they are most needed and where we can make the most measurable impact. Critical to the success of the needs assessment process are partnerships with local, state and national organizations. Through engagement with community leaders and community assets, we can maximize our effectiveness to create strong, dynamic systems to support the health of our community.

Eureka Hospital has a community health program that has been developed to address the unique health need assessed for our community. This program is focusing on access to mental health services. Our goal is for you to have readily available information regarding the assessed health needs of our community pertaining to this key area so that you can understand and perhaps partner with us as we address this community health need.

I want to thank you for taking the time to review Eureka Hospital's Community Health Needs Assessment. At the end of our report there is a link to connect with us to express any feedback or ideas you may have to assist us in addressing health issues in our community. It is indeed our privilege to be entrusted with the health of our community.



Colleen Kannaday
President
Advocate Eureka Hospital





Table of Contents

I. Introduction/Mission 2

- 2 Mission
- 2 Values
- 2 Philosophy
- 3 MVP Integrated

II. Executive Summary 3

III. CHNA Process & Timeline 4

- 4 Community Partners and Hospital Review Data & Set Priorities
- 4 Eureka Hospital Community Health Council Members

IV. Community Definition 6

- 6 Demographics
- 6 Age and Gender
- 7 Race and Ethnicity
- 7 Economics
- 7 Education

V. Data Sources 8

- 8 Selected Data Sources
- 8 Information Gaps Identified

VI. CHNA Findings 9

VII. Health Need Priorities 13

- 13 Health Need Selected
- 13 Health Needs Not Selected

VIII. Overview of Planned Program Interventions 13

IX. Vehicle for Community Feedback 14

X. Appendices 14

- 14 Appendix: Eureka Hospital's Top Diagnoses (ICD-9) by volume

I. Introduction/Mission

Advocate Eureka Hospital (Eureka Hospital) is one of eleven hospitals in the Advocate Health Care system. Advocate is the largest health system in Illinois and one of the largest healthcare providers in the Midwest. It operates more than 250 sites of care, including 11 acute care hospitals, the state's largest integrated children's network, five Level I trauma centers (the state's highest designation for trauma care), two Level II trauma centers, one of the area's largest home healthcare companies and one of the region's largest medical groups. Advocate Health Care also trains more primary care physicians and residents at its four teaching hospitals than any other health system in the state.

Advocate is a faith-based, not-for-profit system, deeply rooted in its health system affiliations with the Evangelical Lutheran Church in America and the United Church of Christ. In January 1995, these two faith-based, values-driven organizations, joined together to establish Advocate Health Care. A common mission, values and philosophy (MVP) was developed from the similar mission-oriented histories of both organizations.

Mission

Advocate's mission is to serve the health needs of individuals, families and communities through a wholistic philosophy rooted in the fundamental understanding of human beings as created in the image of God.

Advocate's mission permeates all areas of its healing ministry. Advocate Health Care holds its employees, management and Board of Directors accountable to living five core values that guide behavior consistent with its mission.

Values

The five values of Advocate Health Care serve as an internal compass to guide relationships and actions: Equality, Compassion, Excellence, Partnership and Stewardship.

- **Equality** – We affirm the worth and spiritual freedom of each person and treat all people with respect, integrity and dignity.
- **Compassion** – We embrace the whole person and respond to emotional, ethical and spiritual concerns, as well as physical needs in our commitment to unselfishly care for others.
- **Excellence** – We empower people to continually improve the outcomes of our service, to advance quality and to increase innovation and openness to new ideas.
- **Partnership** – We collaborate as employees, physicians, volunteers and community leaders to utilize the talents and creativity of all persons.
- **Stewardship** – We are responsible and accountable for all that we are, have and do.

Philosophy

Advocate's philosophy is to provide wholistic care. This philosophy means that Advocate understands people have physical, emotional and spiritual needs, and their relationship to God, themselves, their families and society are vital to health and healing. The philosophy of Advocate is grounded in the principles of human ecology, faith and community-based health care. Through its actions, Advocate affirms the following principles.

- We believe each person is created in the image of God.
- We respect, include and serve people without regard to race, religion, age, disability, gender, sexual orientation or socio-economic status.
- We seek to assure the spiritual freedom of all persons.
- We extend our concerns for the whole person to our patients, employees, physicians, volunteers, trustees and their families.
- We address clinical, business, corporate and social-ethical issues from a faith perspective and assist individuals, families and professionals in the resolution of these issues.
- We are guided by the principles of justice in addressing our social responsibility as a corporate citizen in this society.

- We are responsible and accountable in the spirit of stewardship for all the resources under our management to assure the accomplishment of our Mission.
- We believe in effective collaboration with those individuals and entities interested in addressing the healthcare needs of our region.

MVP Integrated

Advocate's MVP is integrated into every aspect of the organization, strengthening its cultural foundation. The MVP calls for Advocate to extend its services into the community to address access to care issues and to improve the health and well-being of the people in those communities.

As an Advocate hospital, Eureka Hospital embraces the system MVP as its own.

Eureka Hospital is a 25-bed facility that has served and cared for the people of Woodford County and the surrounding area since 1901. Eureka Hospital, the only hospital in Woodford County, is a Critical Access Hospital as certified by the Centers for Medicare and Medicaid Services. By functioning in this capacity, Eureka Hospital plays a vital role in serving the health needs of a primarily rural area. Community residents have access to care close to home provided by a dedicated group of primary care and specialty physicians. If the patient's condition requires advanced care, Eureka Hospital is there to stabilize the condition and seamlessly transition the patient to another facility.

A cherished community institution, Eureka Hospital has set new standards for what a rural hospital can accomplish. While patients appreciate the small-town touch of one-on-one care, they also know that it's backed by services and technology typically unavailable at a small hospital. Emergency care, inpatient and outpatient surgeries, rehabilitation and advanced radiology are only a few of the services offered. These services are provided by a skilled and caring staff who have won numerous awards for patient satisfaction.

In 2012, Eureka Hospital provided services to approximately 387 inpatients and for 32,755 outpatient visits.

II. Executive Summary

Having strived to meet the health needs of the residents of Woodford County for more than a century, Advocate Eureka Hospital embarked on a formal health needs assessment in 2011. A team of community leaders and hospital personnel gathered to determine what health conditions were most prevalent in the community and which of those could be most positively impacted given the availability of resources both within and external to the hospital.

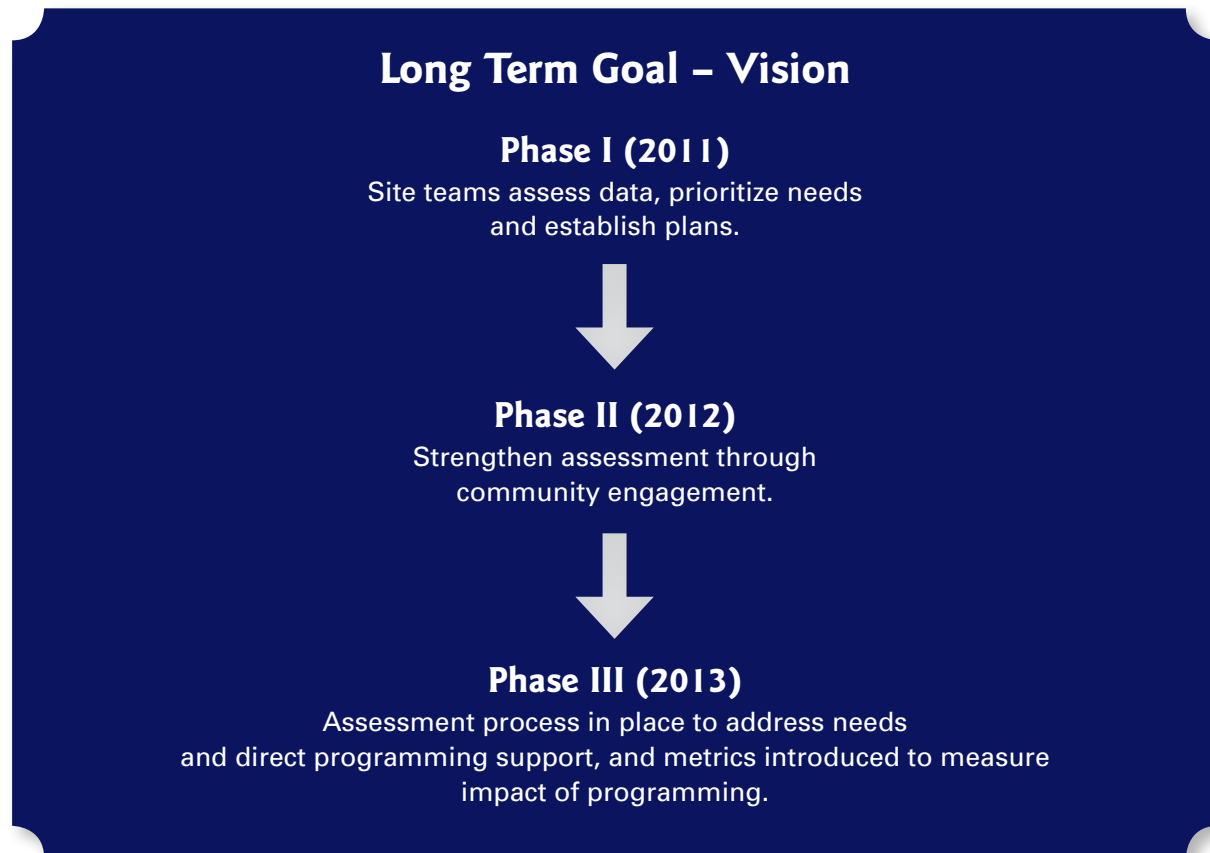
The group determined that the targeted health need is mental health services. The Illinois Project for Local Assessment of Needs (IPLAN) conducted by the Woodford County Health Department in 2011 listed access to mental health services as one of its top three priorities. Mental health diagnoses are among the top 10 (in volume) diagnoses that are seen in the Eureka Hospital emergency department and psychosis is the third most frequent inpatient diagnosis of a hospitalized Woodford County resident. Additionally, the number of mental health services provided to Woodford County residents has decreased substantially since the 2009 closure of the Tazwood Mental Health Center satellite facility in Eureka.

Other unmet community health needs identified by the team included, but were not limited to, the following: obesity, oral health, and substance abuse by adults.

Eureka Hospital is collaborating with the Woodford County Health Department and the Tazwood Mental Health Center to expand access to mental health care to residents of Woodford County. This includes ensuring the availability of a psychiatrist and mental health counselors on a regular basis at the health department as well as continuing to provide behavioral health education to staff at Eureka Hospital and local Advocate Medical Group physicians. In 2014, Eureka Hospital will collaborate with BroMenn Medical Center and its community partners to offer Mental Health First Aid, an evidence-based adult education program that certifies community members as Mental Health First Aiders. Raising awareness of mental health care resources through community education is also a key component of the plan to improve the current situation.

III. CHNA Process & Timeline

In 2011, Eureka Hospital and nine other Advocate Health Care hospitals conducted a community health needs assessment (CHNA). The following chart describes the vision for a three-year process that, when completed, would result in the hospital's having met the CHNA requirements of the Patient Protection and Affordable Care Act (PPACA).



Community Partners and Hospital Review Data & Set Priorities

In support of this vision and in alignment with Advocate Health Care's standardized approach, Eureka Hospital worked with members of the community through its partnership with the Woodford County Health Department to review its CHNA findings. Staff members at Advocate BroMenn Medical Center, located 30 minutes southeast of Eureka in Normal, were also a part of the hospital's CHNA team. Both hospitals fall under the administration of the same president. The titles and affiliations of the Community Health Council's members are provided below.

Eureka Hospital Community Health Council Members

- Administrator, Woodford County Health Department
- Director of Health Education and Supportive Services, Woodford County Health Department
- Superintendent of Marshall, Putnam and Woodford Counties, Regional Office of Education
- Retired Superintendent, School District 140 Eureka-Goodfield-Congerville
- Regional Director of Health Initiatives, American Cancer Society
- Assistant Dean/Director of Residential Life, Eureka College
- Minister, Disciples of Christ Church
- Administrator, Heritage Health Nursing Home-Skilled Nursing Facility-El Paso
- Executive Director, Woodford County Housing Association
- Nutrition and Wellness Educator, University of Illinois Extension

- Executive Director, Tazewell-Woodford Head Start
- Executive Director, Heart House/Heartline Shelter
- Principal, El Paso-Gridley High School
- Director, Environmental Health, Woodford County Health Department
- Director, Livingston/McLean/Woodford County Cooperative Extension Service
- IDOT Injury Prevention Program, American Red Cross
- Director of Nursing, Woodford County Health Department
- Manager, Woodford County Farm Bureau
- Director, Eureka Public Library
- General Manager, Eureka Business Association, Cornerstone Family Restaurant
- Director, We Care, Inc. Transportation
- Board Member, District 3, Woodford County
- Administrator, Eureka Hospital
- Vice President, Business Development, BroMenn Medical Center
- Manager, Wellness, BroMenn Medical Center
- Manager, Hospitality Services, Eureka Hospital
- Social Worker, MSW, Eureka Hospital

The hospital's Community Health Council members attended two CHNA workshops hosted by the Advocate system that were designed to launch the process by educating them on how to conduct an assessment and how to find reliable data sources. Eureka Hospital's administrator also serves on BroMenn Medical Center's Community Health Council. Although the hospitals are under the same administration, each hospital is required to do a separate CHNA. The BroMenn Medical Center Community Health Council helps support Eureka Hospital's CHNA process. As stated previously, Eureka Hospital is a Critical Access Hospital and many patients are transferred to BroMenn Medical Center for continued care.

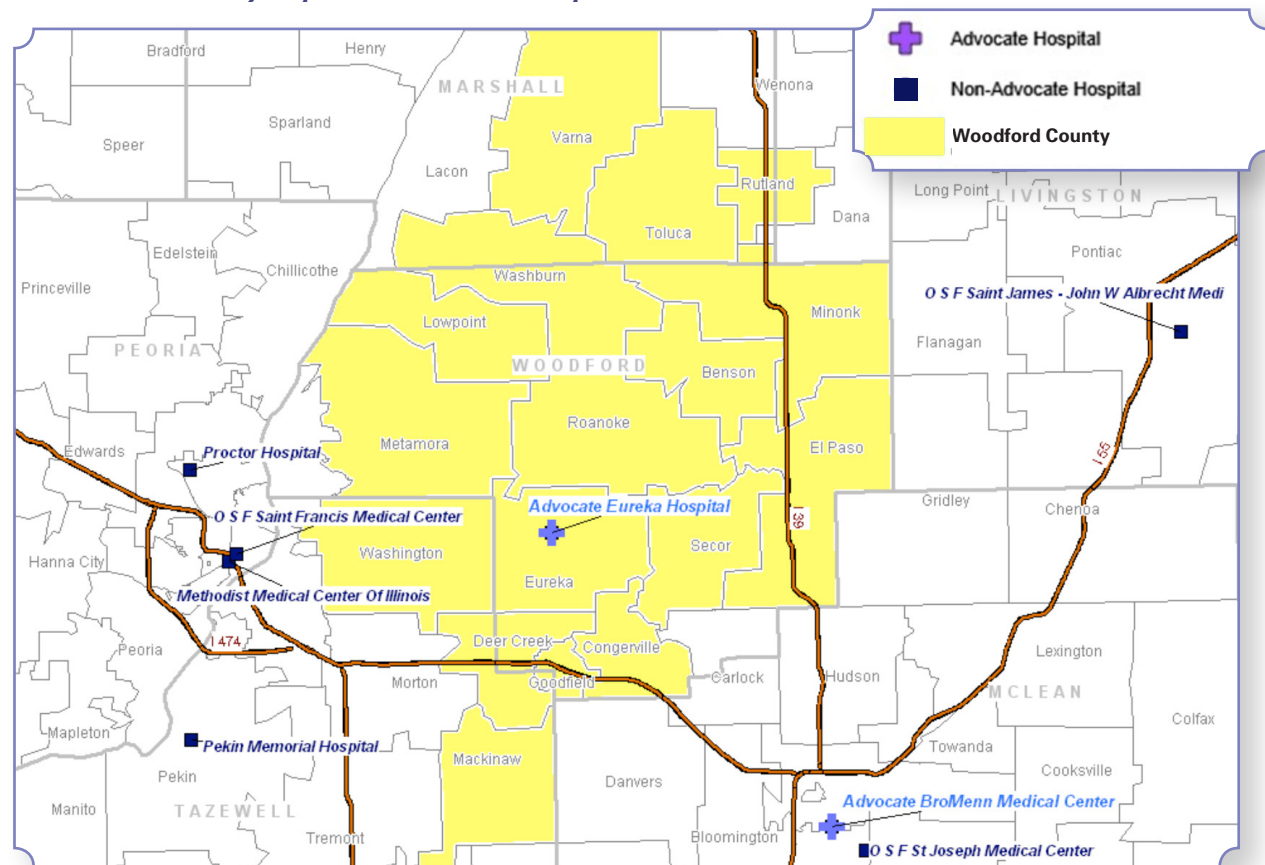
Eureka Hospital's administrator attended two CHNA workshops hosted by the system—designed to launch the process by educating Community Health Councils across Advocate on how to conduct an assessment and how to find reliable data sources. Using both primary and secondary community health data, the team identified the hospital service area's key health needs and then employed a priority setting process to determine one key health need on which to focus. This process included an examination of both the hospital's and the community's issues and challenges as well as assets to determine the potential for partnerships with other organizations and for sharing resources to address community need.

Eureka Hospital's CHNA results and selected priorities were shared with the hospital's Governing Council during each of the first two years of the three-year process, with full endorsement of the hospital's community health plan by its Governing Council on November 19, 2013.

IV. Community Definition

The community is defined as Eureka Hospital's primary service area, which is Woodford County with some crossover into Tazewell County. Woodford County is situated in rural Central Illinois. For the purposes of the CHNA, the focus will be on health needs in Woodford County. The following towns are in Woodford County: Bay View Gardens, Benson, Congerville, El Paso, Eureka, Germantown Hills, Goodfield, Kappa, Lowpoint, Metamora, Minonk, Panola, Roanoke, Secor, Spring Bay, and Washburn. Today, Woodford County consists of a total population of 38,971, almost a 10 percent increase from 2000, according to the 2012 U.S. Census Bureau.

Exhibit 1 – Community Map – Advocate Eureka Hospital Total Service Area

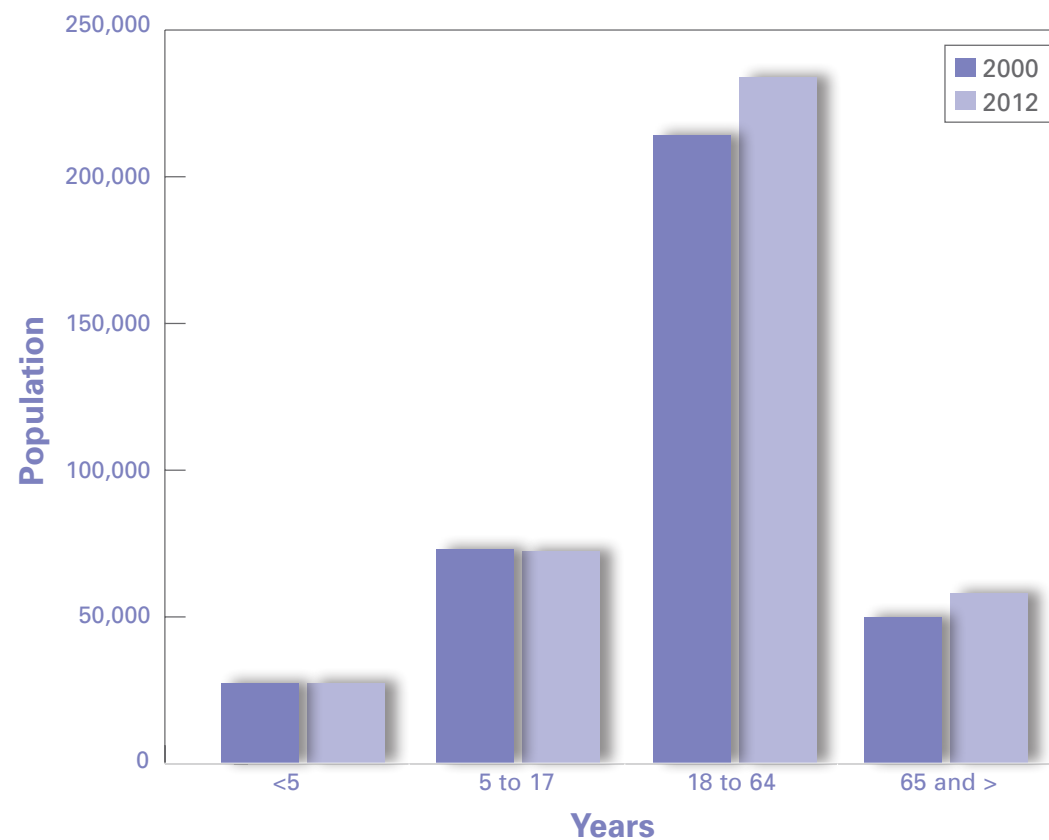


Demographics

Age and Gender

According to the U.S. Census Bureau, in 2012 the median age for Woodford County is 40 years and the population is evenly split between males and females with 50.5 percent of the individuals in Woodford County being female and 49.5 percent being male. Twenty-two percent of Woodford County residents are 25 to 44 years of age, 28 percent of residents are 45 to 64 years of age and 16 percent of residents are over the age of 65. Exhibit 2 depicts the population by age group for 2000 vs. 2012.

Exhibit 2 – 2000 vs. 2012 Population by Age for Woodford County



Source: 2000 and 2012 U.S. Census Bureau

Race and Ethnicity

Woodford County is 97.6 percent White, 1.6 percent Hispanic or Latino, 0.6 percent Black or African American and 0.2 percent American Indian and Alaska Native according to the U.S. Census Bureau 2012.

Economics

The percent of residents living below the poverty level in Woodford County according to the American Community Survey 2007–2011 is 7.2 percent compared to a rate of 13.1 percent for Illinois. The median household income for Woodford County is \$66,198. This is higher than the median household income for Illinois of \$56,576. Woodford County also has a significantly higher percent of individuals who own their own homes than the average in Illinois with 83.8 percent of individuals being home owners compared to the state average of 68.7 percent.

Education

Ninety-three percent of individuals in Woodford County over the age of 25 possess a high school diploma or higher and 24.3 percent have a bachelor's degree or higher according to the American Community Survey 2007–2011. Eureka College is located in Woodford County.

Exhibit 3 – Healthcare Resources in the Defined Community

Name of Facility	Type of Facility
Advocate Eureka Hospital	Critical Access Hospital
Woodford County Public Health Department	Health Clinic
Heart House/Shelter	Community Organization

V. Data Sources

A primary data source reviewed for Eureka Hospital's CHNA was a listing of the top International Classification of Disease Codes (ICD-9's) from April 2010–March 2011 from the hospital's emergency room.

Various secondary data sources were reviewed including the County Health Rankings published by the University of Wisconsin for 2010 and 2011, the Community Health Status Indicator Report for 2009, as provided by the U.S. Department of Health and Human Services and the 2011 IPLAN Report for the Woodford County Health Department. The National Alliance on Mental Health, 2010, proved to be an excellent data source in addition to the 2010 and 2012 Illinois Youth Survey for Woodford County. Another secondary data source considered was the Illinois Behavioral Risk Factor Surveillance System for 2007–2009. Two final data sources reviewed were the top 10 inpatient diagnosis-related groups for Eureka Hospital inpatient cases for 2008, 2009 and the first three quarters of 2010 for Woodford County residents, and a list of inpatient diagnoses for Woodford County residents at any hospital in the state of Illinois for the 2010-revenue year. *Source: IHA COMPdata (2010)*

Selected Data Sources

Woodford County Public Health Department IPLAN Report (2011)
<http://www.woodfordhealth.org/documents/IPLANFinal2012.pdf>

University of Wisconsin County Health Rankings (2010, 2011)
<http://www.countyhealthrankings.org/app/#/illinois/2010/woodford/county/outcomes/overall/snapshot/by-rank>

U.S. Department of Health and Human Services Community Health Status Indicator Report (2009)
<http://wwwn.cdc.gov/CommunityHealth/MeasuresOfBirthAndDeath.aspx?GeogCD=17203&PeerStrat=47&state=Illinois&county=Woodford>

U.S. Census Bureau (2012)
<http://www.census.gov>

Census Viewer (2000)
<http://censusviewer.com/county/IL/Woodford>

Illinois Youth Survey (2010, 2012)
<http://iys.cprd.illinois.edu/docs/2012-county-reports/woodford-county.pdf?sfvrsn=0>
<http://iys.cprd.illinois.edu/docs/2010-iys-county-reports/woodford-county.pdf?sfvrsn=0>

Illinois Behavioral Risk Factor Surveillance System (2007–2009)
<http://app.idph.state.il.us/brfss/countydata.asp>

Illinois Department of Public Health (2008, 2010)
<http://www.idph.state.il.us/health/statshome.htm>

National Alliance of Mental Illness (2010)
http://www.nami.org/Content/NavigationMenu/State_Advocacy/Tools_for_Leaders/Illinois_State_Statistics.pdf

IHA COMPdata (2010)

Information Gaps Identified

The Woodford County Health Department houses a rich array of useful data. However, it is not as current as is necessary to identify and plan the most effective interventions. Data analysis also revealed that in the areas of mental and oral health, there is minimal community-wide data, thus making it challenging to assess the scope of the needs in Woodford County.

VI. CHNA Findings

The summary of CHNA findings highlights key data identified and considered by the CHNA team during their review of information pertaining to the health of residents of Woodford County. For more detailed information, please refer to the links in the selected data sources section of this report.

The team began by reviewing internal data from the hospital's emergency department (that also provides urgent care services) and its inpatient care unit. The list of top International Classification of Disease Codes (ICD-9 Codes) by volume from April 1, 2010–March 31, 2011 for the Eureka Hospital emergency department is shown in Exhibit 4 below. There were 6,024 visits to the emergency department and urgent care clinic during this time period.

Exhibit 4 – Top 10 ICD-9 Codes for Eureka Hospital Emergency Department (4/1/2010–3/31/2011)

1. **Urinary tract infection**
2. **Otitis media (ear infection)**
3. **Migraine**
4. **Acute pharyngitis (sore throat)**
5. **Oral health-related diagnosis**
6. **Low back pain**
7. **Open wound of finger**
8. **Bronchitis**
9. **Mental health related diagnosis**
10. **Chest Pain**

Source: Eureka Hospital

See Appendix for more detailed information.

Source: Advocate Eureka Hospital

In analyzing the above ICD-9 Codes, the CHNA team determined that 176 of the 199 patients seen in the emergency room for ear infections were under the age of 18. These patient visits occurred between 5 pm and 8 am or on a weekend when most primary physician offices are closed. One-hundred and thirty-four patients visited the emergency room for oral health problems. Of the 134 oral health patients seen in the emergency department, 94 were under the age of 30. Looking to augment this information, analysis of the Illinois Behavior Risk Factor Surveillance System study for 2007–2009 revealed that 69 percent of respondents for Woodford County had visited the dentist within the last year in comparison to 66.5 percent for the state. Sixty-seven percent of respondents indicated that they had dental insurance.

Top inpatient diagnosis-related groups (DRGs) for Eureka Hospital inpatient cases for 2008, 2009, and the first three quarters of 2010 included the following:

1. **Pulmonology**
2. **Cardiac Medicine**
3. **Gastroenterology**

Source: IHA COMP data

Eureka Hospital has a strong partnership with the Woodford County Health Department. The Administrator of the hospital participated in the IPLAN meetings, where the IPLAN group approved three health priorities for Woodford County.

The three key health priorities selected by Woodford County Health Department are:

- 1. Access to Mental Health Services**
- 2. Obesity**
- 3. Substance Abuse in the over 18 population**

The data used to create the 2011 IPLAN Report for Woodford County was very useful for the purposes of the Eureka Hospital CHNA. For example, Tazwood Mental Health Center's data on visits by Woodford County residents to the Center for the years 2008 to 2011 was reviewed. Historically, Tazwood Mental Health Center had a satellite facility in Woodford County where residents could obtain services. In 2009, this satellite facility closed due to budget cuts and residents without Medicaid had to travel to Tazewell County to obtain mental health services. In October 2009, the Illinois Department of Public Aid limited visits for mental health clients. Exhibit 5 below illustrates the decrease in mental health services provided to Woodford County residents after the 2009 closing of the Tazwood Mental Health facility in Eureka, Illinois.

Exhibit 5 – Tazwood Mental Health Services for Woodford County Residents 2008–2011

	2008	2009	2010	2011
Assessments	167	146	72	66
Treatment Plans	139	120	83	66
Crisis	0	2	0	0
Therapy	544	488	190	81
Psych/Med/Injection	853	715	649	698
Case Management	18	44	75	89

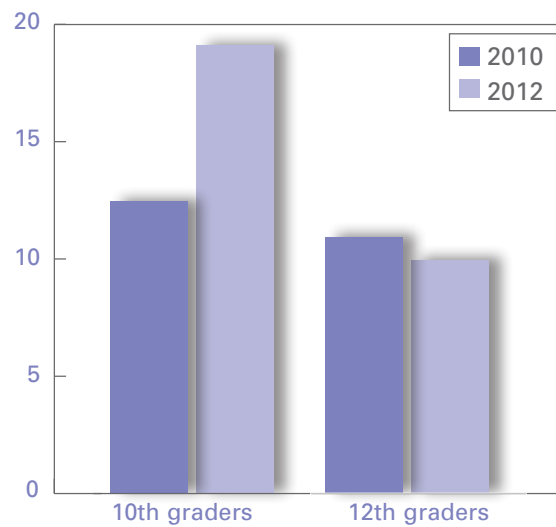
Of particular concern in the data above is the dramatic reduction in therapy services provided to Woodford County residents between 2008 at 544 appointments and 2011 where there were only 81. This represents approximately an 85 percent reduction in the use of therapy services. The number of assessment and treatment plans also decreased by over 50 percent.

For the 2010–2011 revenue year, a review of inpatient diagnoses for Woodford County residents at any hospital in the state of Illinois revealed that psychoses is the third most frequent diagnosis-related group (DRG). *Source: IHA COMPdata (2010)*

Additionally, the 2007–2009 Illinois Behavioral Risk Factor Surveillance System (BRFSS) data shows that 24.9 percent of residents 18 years and older in Woodford County reported having 1–7 days per month of mental health that were not good and 11.9 percent reported having 8–30 days per month that were not good. According to The National Alliance on Mental Health, 2010, of the 12.9 million residents living in the state of Illinois, approximately 421,000 adults and 142,000 children live with serious mental illnesses. As of 2010, Illinois' public mental health system provided services to only 19 percent of adults who live with serious mental illness. During the 2006–2007 school year, approximately 43 percent of Illinois students aged 14 and older living with serious mental health conditions and who receive special education services dropped out of high school (National Alliance on Mental Health, 2010).

The Illinois Youth Survey from the Center for Prevention Research and Development at the University of Illinois provided feedback from surveyed students in Woodford County. Exhibit 6 shows a comparison of 10th and 12th grade student respondents from 2010 and 2012 for the question, "In the past 12 months, did you ever seriously consider attempting suicide?" The increase for 10th graders is of particular concern with a 7 percent rise.

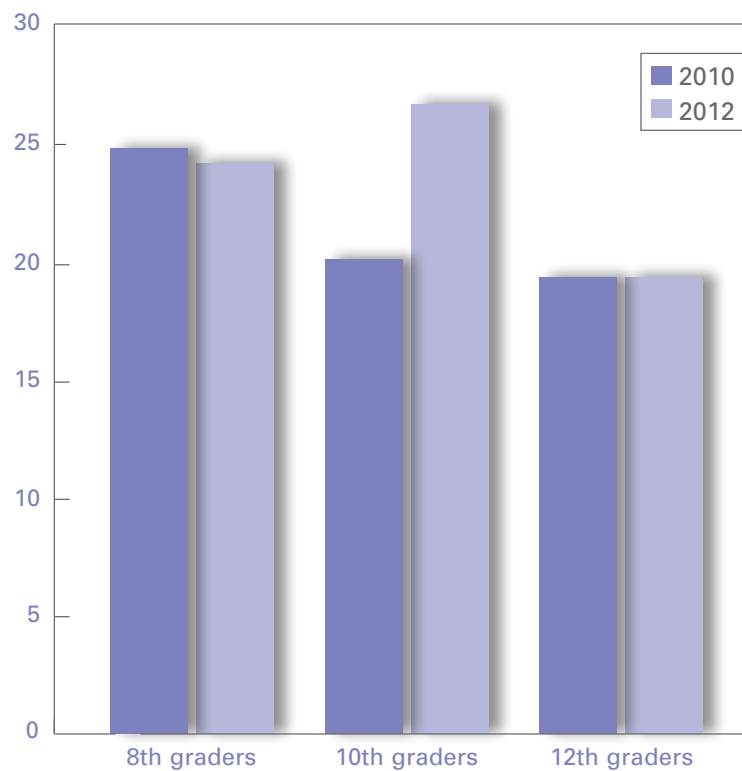
Exhibit 6 – Percent of Youth Who Self-Report Considering Suicide



Source: Illinois Youth Survey 2010, 2012

Results for the question, “In the past 12 months did you ever feel so sad or hopeless that you stopped doing some usual activities?” are listed below in Exhibit 7. There was a 7 percent increase for tenth grade students between 2010 and 2012.

Exhibit 7 – Percent of Youth Self-Reporting Experience of Depression

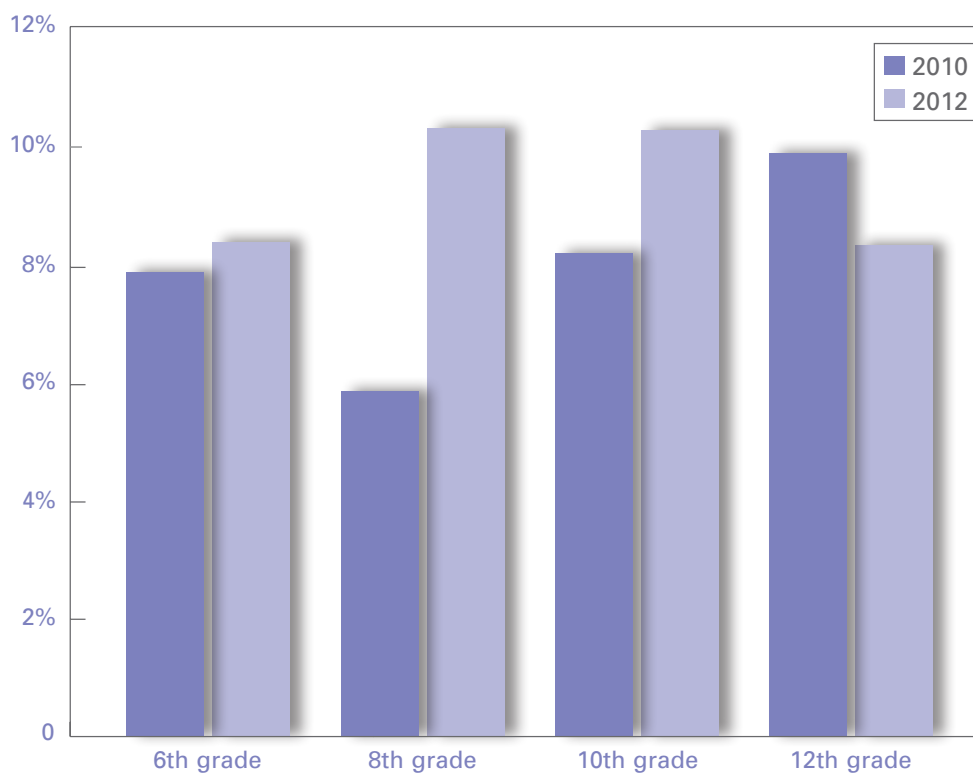


Source: Illinois Youth Survey 2010, 2012

Additional data review revealed the following related to access to health care, obstetric outcomes, prenatal care, cancer and obesity and more. In the County Health Rankings published by the University of Wisconsin, Woodford County ranked 3rd for health outcomes in both 2010 and 2011 out of 101 and 102 counties in Illinois respectively. The most noteworthy finding was that the population to primary care physician ratio in 2010 for Woodford County was significantly higher at 1,675:1 compared to the ratio for Illinois at 976:1. The Community Health Status Report for 2009 by the U.S. Department of Health and Human Services was also reviewed for Woodford County data. Of the data provided, Woodford County ranked unfavorably in comparison to peer counties in the areas of breast cancer for women, stroke, low birth weight (<2500 grams), very low birth weight (<1500 grams), premature births (<37 weeks), births to women age 40–54, neonatal infant mortality, and white non-Hispanic infant mortality. However, the number of Woodford County mothers who received adequate prenatal care was 93.2 percent compared to 80.2 percent for Illinois mothers overall, according to the Woodford County IPLAN 2011.

The number of Woodford County residents who self-reported as either overweight or obese according to the Illinois Behavioral Risk Factor Surveillance System (BRFSS) 2007–2009 is 63 percent. Additionally, only 11.6 percent of Woodford County residents reported eating the recommended five servings of fruits and vegetables a day compared to 22.6 percent for Illinois according to the BRFSS, 2007–2009. Closely related to obesity is heart disease as obesity is considered a risk factor for developing heart disease. In Woodford County, heart disease was the leading cause of death in 2008 and 2010 accounting for 25 and 24 percent of adult deaths respectively (Mortality Reports, Illinois Department of Public Health, 2008, 2010). Exhibit 8 is a chart from the Illinois Youth Survey of obesity prevalence according to body mass index by grade for 2010 and 2012. For each grade level with the exception of 12th grade, the percent of obese students increased from 2010 to 2012.

Exhibit 8 – Prevalence of Obesity According to BMI by Grade



Source: Illinois Youth Survey 2010, 2012

(Note: All data and website links within this document were verified as of December 15, 2013.)

VII. Health Need Priorities

Eureka Hospital's Community Health Council reviewed results from the community health assessment in order to create a list of top health needs. The top health needs were determined through a ranking process using the following criteria:

- Most prevalent health needs identified (based on data for Woodford County)
- Availability of resources involving community partnerships and existing relationships that provide the opportunity to work collaboratively in addressing health needs
- Availability of current resources that can be utilized to plan and implement programs
- Highest incidence of diagnosis (based on hospital admissions)

Based on the above prioritization process, the following top three needs were identified: mental health, oral health and obesity.

The Community Health Council selected mental health as the top health priority that Eureka Hospital will address related to the 2011–2013 CHNA cycle.

Health Need Selected

Mental Health

Mental health was chosen as a key health priority by Eureka Hospital for several reasons. First, access to mental health services in Woodford County is severely limited due to the closure of the Tazwood Mental Health Center satellite facility in Eureka in 2009, thus causing residents to leave the county to find mental health care. Secondly, a strong consideration was the partnership with the Woodford County Health Department and the Tazwood Mental Health Center. Finally, the results of the 2011 IPLAN for Woodford County show a growing need for mental health services in Woodford County.

Health Needs Not Selected

Eureka Hospital did not select obesity as a priority health need for the hospital. The CHNA team felt that obesity is being addressed by the Woodford County Health Department and wanted to focus its efforts on one major initiative as its resources are limited as a Critical Access Hospital. A staff member from the hospital is serving on the Woodford County Obesity subcommittee, however, to assist the health department in its efforts to decrease the prevalence of obesity in Woodford County. The hospital also employs nurses in all of the public schools in Woodford County that can reinforce healthier eating habits and exercise among students.

Neither did Eureka Hospital select oral health as its priority health issue. Oral health is a health need for which the hospital has limited influence. Eureka Hospital does not have dental residents or a mobile dental van, both of which could be key components of a successful intervention. Additionally, oral health was selected as the fourth health priority for the Woodford County Health Department and therefore it was not chosen for the 2011 IPLAN. Hospital staff will continue to monitor opportunities for collaboration regarding oral health needs.

VIII. Overview of Planned Program Interventions

Eureka Hospital is a vital part of Woodford County, serving the critical health needs of individuals, families, and the community with a wholistic philosophy of care. The hospital's dedication to expanding its partnerships has resulted in engaging a network of community organizations to implement and enhance community outreach programs. An example of an outreach program offered by the hospital is a Girl's Night Out event in which a presentation on mental health was provided by a hospital clinician. The hospital continues to partner with agencies to provide education locally on mental health related topics.

To improve the access of mental health services in Woodford County, Eureka Hospital is collaborating with the Woodford County Health Department and the Tazwood Mental Health Center through the IPLAN mental health subcommittee. As a result of the work of the IPLAN mental health subcommittee, beginning in January 2013, a psychiatrist began taking

appointments at the health department one day a month and a counselor one day a week so fewer residents of Woodford County had to travel to Tazewell County to receive mental health services. Eureka Hospital's social worker provided education on the psychiatric and counseling services available to the emergency department physicians at the hospital. This education was also provided to Advocate Medical Group physicians in order for them to utilize the clinic for referral purposes. The number of patients visiting Eureka Hospital's emergency room with a mental health related diagnosis will be measured on a quarterly basis. The desired outcome is a decrease in this number through increased local access to mental health services. Eureka Hospital is also currently exploring the possibility of bringing counseling services from Advocate Medical Group in Normal, IL to the Eureka campus in Woodford County.

In 2014, Eureka Hospital will collaborate with BroMenn Medical Center and other community partners to offer an evidence-based mental health program to the community entitled Mental Health First Aid. Mental Health First Aid is a nationally recognized adult public education program that teaches individuals how to identify, understand and respond to the signs of mental illness and substance abuse disorders. Certified instructors teach participants to become Mental Health First Aiders. Participants learn about the signs and symptoms of acute mental health crisis and chronic mental health problems, such as anxiety and depression.

IX. Vehicle for Community Feedback

Thank you for reading this CHNA Report. If you would like to provide comments to us related to the contents of this report, please click on the link below.

<http://www.advocatehealth.com/chnareportfeedback>

If you experience any issues with the link to our feedback form or have any other questions, please click below to send an email to us at:

AHC-CHNAReportCmtFeedback@advocatehealth.com

A paper copy of this report may be requested by contacting the hospital's Public Affairs and Marketing department.

X. Appendices

Appendix: Eureka Hospital's Top Diagnoses (ICD-9) by volume

Total visits for this time period = 6,024
(Emergency Department and Urgent Care)

***Eureka Hospital's Top Diagnoses (ICD-9) by volume from
April 1, 2010–March 31, 2011***

Top Diagnoses (ICD-9)	Volume
Urinary Tract Infection	200
Otitis media (ear infection)	199
Migraine	191
Acute pharyngitis (sore throat)	181
Oral health related diagnosis	134
Low back pain	125
Open wound of finger	119
Bronchitis	116
Mental health related diagnosis	110
Chest pain	106

Source: Advocate Eureka Hospital (April 2010–March 2011)



101 S. Major Street
Eureka, IL 61530
309.467.2371

advocatehealth.com/eureka